

BELLA FIGURA

Lunar Chandelier

CL213-RECT

Collection Name

MOONLIGHT COLLECTION

The design language of our Lunar chandelier is highly versatile, therefore we are delighted to offer this design with both Round and Rectangular frames in an array of sizes, as well as Flush Mounted options. This accomplished piece can demonstrate both grandiose and understated qualities in a variety of metal finishes to adapt it to your interior scheme.

Test Certification

IEC (International Electrotechnical Commission) test certificates available - will incur a surcharge
UL (Underwriters Laboratories) test certificates available for the USA - will incur a surcharge

Compatible with



Bathroom



CL213-RECT in Satin with Clear Glass and Polished Nickel

Available Finishes

Glass Finish



Lunar Satin with Clear

Metal Finish




Brushed Nickel




Polished
Nickel



Brushed Gold



Polished Gold



Brushed Dark
Bronze

Available Sizes

Size One

CL213-RECT,

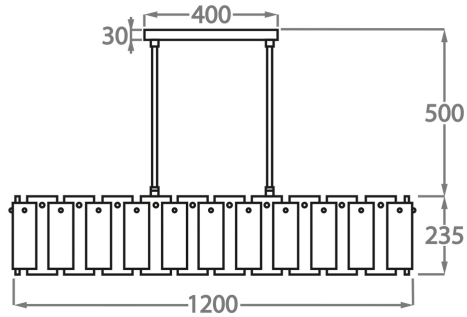
Height: 23.5 cm (9.25")

Length: 120 cm (47.24")

Depth: 24 cm (9.45")

Bulbs: 10 x 25W G9 or 4W LED G9 G9 or LED G9

Net Weight: 35 kg / 77 lb



The dimensions of the central supporting rod and ceiling rose are not included in the height measurements

The standard rod and ceiling rose is 50cm (20") high if not otherwise specified by the customer

This design can be made in custom sizes, approx weight is listed.

Please Note: Our Chandeliers are not supplied with ceiling hooks. The ceiling rose, chain and rod specification will differ dependant on the weight of the chandelier. A qualified electrician must assess your ceiling structure and advise on the right fitting.